

MODEL 15

LARGE-DIAMETER PIPE WELD HEAD FROM 3 IN (76MM) TO UNLIMITED SIZES

AMI

ARC MACHINES, INC.®

The widest range of orbital welding equipment in the world



The Model 15 is a rugged, precision weld head with low radial and axial clearance for GTAW welding of all pipe sizes from 3 inch (76 mm) OD pipe up to an unlimited size, including flat plate. It is primarily designed for field use where exceptional weld quality and consistent results are required.

The Model 15 features rotation, wire feed, automatic voltage control, cross-seam steering and torch oscillation. It is available in many standard configurations, and can be retro-fitted or customized with numerous application-specific accessories to accommodate almost every need. The Model 15 is just one element of an automated pipe welding system. Combine with a torch assembly, precision guide rings, AMI power supply, and other options to configure a complete system suitable for your specific welding application.

QUICK SPECS

AVC Stroke
1.75" (44 mm)

Torch Oscillation Stroke
1" (25,4 mm) maximum

Wire Feed Speed
5 - 200 IPM

Travel Speeds
0.1 - 20 RPM

Tungsten Size
3/32", 1/8" or 5/32"
(2,3 mm, 3,2 mm, or 4 mm Ø)

Filler Wire
0.020" - 0.045"
(0,5 mm or 1,1 mm Ø)

Wire Spool
2 lbs. or 4" Ø standard spool
(1 kg or 100 mm Ø spool)

Torch Cross-Seam Steering Range
2.00" (50 mm)


Weight with "A" Torch
18 lbs. (less cables)
(8 kg)

OD Range
3" - flat
(76,2 mm — flat)

ID Range
18" or larger
(457 mm to larger)
(adapter required)

Torch
Water-cooled, 300 A DC
100% Duty Cycle

- ⇒ Single or dual wire feeder options
- ⇒ Special options are available
- ⇒ Compatible Power Supplies: **M227 and M415**





www.arcmachines.com

sales@arcmachines.com

MODEL 15 LARGE-DIAMETER PIPE WELD HEAD

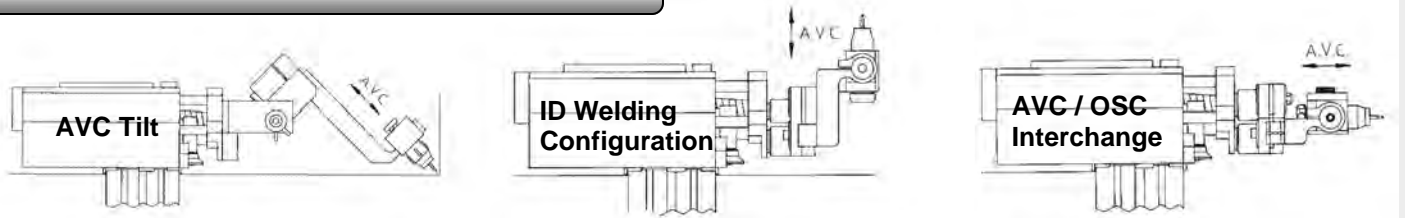
STANDARD TORCH FEATURES

- Cross-seam torch tilt (in/out).
- Electrode-to-wire nozzle height adjustment.
- Wire nozzle cross-seam adjustment.
- Lead/lag adjustment.
- Wire nozzle entry angle adjustment.
- Wide variety of gas cups and gas lenses.
- Spring-loaded mount to prevent accidental breakage of torch parts.



BENEFITS	Single-Wire Entry Model 15 "A" torch	Dual-Wire Feed Model 15 "C" torch	Remote Viewing Model 15 "P" torch
Excellent visibility of filler wire position	✓	✓	✓
Accessories for up to 5.0" wall	✓	✓	✓
Wire size range from 0.020" to 0.045"	✓	✓	✓
Water-cooled, 300 A torch	✓	✓	✓
Type HW 20, 17 or 27 gas lenses and gas cups	✓	✓	✓
Addition of filler wire while welding in either direction		✓	✓
Remote-controlled wire feed nozzle manipulators			✓
Video system for remote operation and observation of the weld zone from leading and trailing directions			✓

OPTIONAL CONFIGURATIONS



*Leaders & Innovators in
Automated Orbital Welding*



For further information please visit our website
or contact us at 1-818-896-9556



AMI
ARC MACHINES, INC.®

www.arcmachines.com sales@arcmachines.com

HEADQUARTERS
Arc Machines, Inc.

10500 Orbital Way
Pacoima, CA 91331 U.S.A.
Tel: +1 / 818 / 896 / 9556
Fax: +1 / 818 / 890 / 3724
sales@arcmachines.com

EUROPEAN BRANCH OFFICE
Arc Machines, Inc.

Chemin du Lavasson 2, CH-1196
Gland, Switzerland
Tel: +41 / 22 / 995 / 0051
Fax: +41 / 22 / 995 / 0059
sales@arcmachines.ch

GERMAN OFFICE
Arc Machines GmbH

Markelsbach 2
D-53804 Much, Germany
Tel: +49 / 2245 / 91680
Fax: +49 / 2245 / 916868
sales@arcmachines.de

UK OFFICE
Arc Machines UK Limited
Unit 2 Lamport Court
Heartlands Business Park
Daventry, NN11 8UF, UK
Tel: +44 / 1327 / 312787
Fax: +44 / 1327 / 315034
sales@arcmachines.co.uk